

Cystofix[®] SG

SELDINGER TECHNIQUE SAFETY IN SUPRAPUBIC CATHETERISATION

Cystofix® SG

B. Braun now has a range of Cystofix SG puncture sets.

Cystofix® SG sets offer additional safety to suprapubic catheterisation.


Cystofix® SG sets combine the safety^{1,2,3,4} of the well known Seldinger⁵ technique with the latest catheter design features (integrated balloon⁷).

Cystofix® SG comes with a wide range of exchange sets that allow long term suprapubic drainage when needed.

BENEFITS OF THE SELDINGER TECHNIQUE

Cystofix® SG provides increased safety thanks to:

- Well known Seldinger technique, widely used in central venous catheterisation⁵ and percutaneous nephrostomy.⁶
- 18G puncture needle (1.3 mm) much thinner than most SPC trocars and cannulas (up to 8 mm).



SILICONE INTEGRAL BALLOON CATHETER

Low profile balloons:

- Designed for easier removal with reduced risk of cuffing.⁷
- Designed for easier insertion at catheter replacement (no ridge).



PUNCTURE SETS UP TO CH16

Sizes from CH10 to CH16 allows you to choose the size which best fits the patient.

Exchange sets from CH10 to CH20.



Suprapubic Catheterisation contributes to the prevention of Nosocomial UTI

"There is a lower rate of infection in those with suprapubic rather than urethral catheters despite the former being used for two weeks or longer."⁹

(1) Smith G & al. Lower Urinary Tract. In Kirk's General Surgical Operations, 6th Edition; Elsevier Health Science; 2013

(2) Vasdev N & al. Suprapubic bladder catheterisation using the Seldinger technique. The Internet Journal of Urology. 2007

(3) S-Cath System for suprapubic Catheterisation; Nice.org.uk/guidance/mib68S; 2016

(4) Kriegmair MC & al. SUPRAPUR: Safe and convenient percutaneous suprapubic catheterisation in high-risk patients; Cent European J Urol. 2015; 68(4): 478-483

(5) Seldinger SI. Catheter replacement of the needle in percutaneous arteriography; a new technique. Acta radiologica. 1953; 39 (5): 368-76

(6) Radecka E. Complications associated with percutaneous nephrostomies. A retrospective study. Acta radiologica. 2004; 45(2):184-8

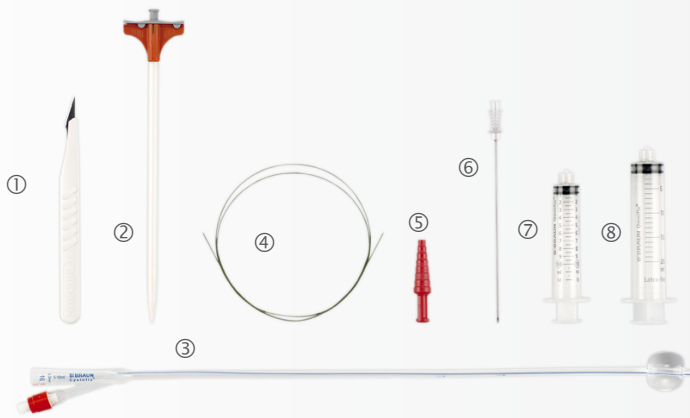
(7) Robinson J. Suprapubic Catheterisation: Challenges in changing catheters. Br. J. of Community Nurs, 2005 Oct; 10 (10) : 461-464

(8) Cottenden A et al. Management Using Continence Products. In : Abrams P et al. (Eds) INCONTINENCE - Fifth International Consultation on Incontinence (ICI), vol. 20, page 1750. Paris 2012

(9) Geng V et al. 2012 Evidence-based Guidelines for Best Practice in Urological Health Care : Catheterisation - Indwelling catheters in adults - Urethral and Suprapubic. EAUN. Page 14

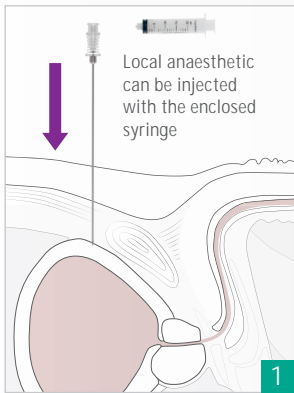
SELDINGER TECHNIQUE SAFETY IN SUPRAPUBIC CATHETERISATION

COMPLETE SET

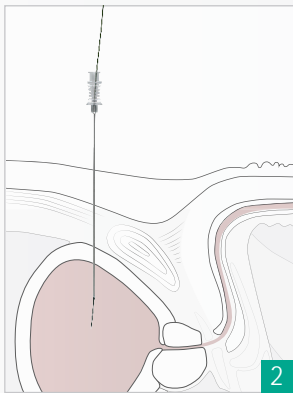


- 1 - Long handle scalpel
- 2 - Smooth shape dilator with colour code
- 3 - Silicone catheter with integrated balloon
- 4 - Seldinger guide wire with flexible tip
- 5 - Spigot
- 6 - 18G 12cm needle
- 7 - Syringe for balloon inflation
- 8 - 20 ml syringe for injection of anaesthetic

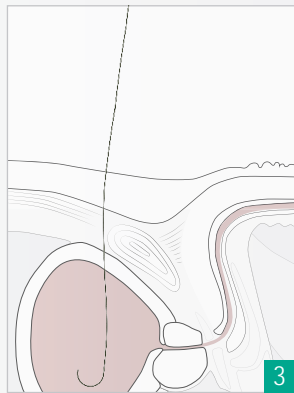
STEP BY STEP PROCEDURE



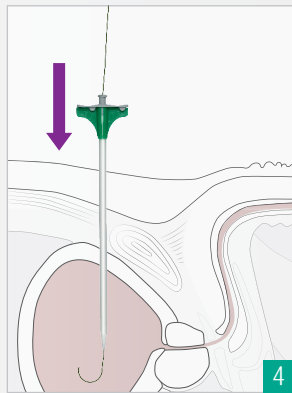
The needle is inserted down to the bladder



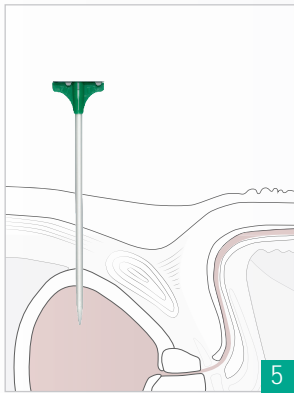
The guide wire is passed through the needle



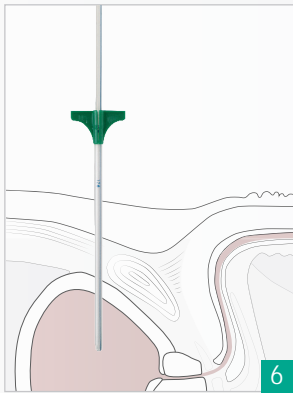
The needle is removed. The guide wire stays



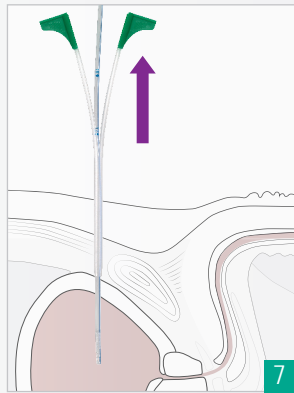
The dilator is placed over the guide wire



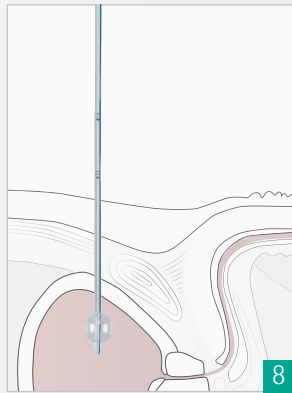
The guide wire and the inner part of the dilator are removed.



The catheter is inserted through the sheath



The sheath slides out and split



The balloon is inflated

Puncture sets with balloon for all use. New range Cystofix® SG with Seldinger Technique

Set design	Needle length	Needle diameter	Catheter material	Catheter size	Catheter length	Box of	Reference	Composition of sets
Balloon straight tip integral balloon	12cm	1.3mm	Silicone	■ CH10	44cm	5	4450410	
				□ CH12			4450412	
				■ CH14			4450414	
				■ CH16			4450416	

Exchange sets with integral balloon catheter

Set design	Catheter design	Catheter material	Catheter size	Catheter length	Box of	Reference	Composition of sets
Dilation and replacement. With guidewire and dilator	Balloon straight tip	Silicone	□ CH12	44cm	5	4450512	
			■ CH14			4450514	
			■ CH16			4450516	
Replacement with guidewire	Balloon straight tip	Silicone	■ CH10	44cm	5	4450010	
			□ CH12			4450012	
			■ CH14			4450014	
			■ CH16			4450016	
Replacement without guidewire	Balloon straight tip	Silicone	□ CH12	44cm	5	4450712	
			■ CH14			4450714	
			■ CH16			4450716	
			■ CH18			4450718	
			■ CH20			4450720	

B. Braun Australia Pty Ltd | Bella Vista, NSW | Tel.1800 251 705 | info.au@bbraun.com | www.bbraun.com.au
 B. Braun New Zealand | Customer Care 0800 227 286 | Fax (09) 373 5601 | www.bbraun.co.nz

BANZ HC E0385 Rev. B 08/19 | ©2019 B. Braun Australia

This document, its contents, including institutional data, information, trademarks and logos mentioned herein are the exclusive property of B. Braun. Any representation and / or reproduction, total or partial, of this document and its contents without the express prior consent of B. Braun, is strictly prohibited and constitutes an infringement of the intellectual property rights of B. Braun. Non binding documents and photographs. For healthcare professional use only. Please read carefully the instructions for use.